







# 2015 Peter Vidmar Invitational

## Meet Results

Men / 8 / 11-12 Year  
Session: 2

Mar 7-8, 2015

Judge's Signatures

Rank	Num	Name	USAG #	Gym							AA
1	686	Matthew Sulham	503632	Broadway	13.800 3	11.400 11	12.300 2	<b>12.600</b> 1	<b>12.800</b> 1T	11.800 2	<b>74.700</b> 1
2	681	Thomas Wells	574209	Air Time	13.100 8T	12.800 2	<b>12.900</b> 1	11.500 14T	12.200 6T	11.500 3	74.000 2
3	694	Alexander Ortiz	383472	Gold Cup Gymnastics	13.500 6	11.500 9T	12.000 6T	12.300 3T	12.300 5	11.200 4T	72.800 3
4	683	Colin Wingrove	913744	Air Time	<b>14.000</b> 1	12.100 7	12.000 7T	12.200 5	11.700 13	10.400 13	72.400 4
5	678	Gavin Shepherd	442216	Air Time	12.800 15T	11.500 10T	12.200 3T	12.300 4T	12.800 2T	10.700 9T	72.300 5
6	682	Alex Wingrove	382873	Air Time	13.000 10	12.300 5	10.900 15	11.500 15T	12.200 7T	<b>12.200</b> 1	72.100 6
7	696	Ben Guerrieri	502778	SCFGA	13.300 7	<b>13.400</b> 1	12.200 4T	11.800 9	10.200 21	11.000 6T	71.900 7
8	695	Jeremy Cook	386270	Platinum Gymnastics	12.900 11T	12.000 8	12.100 5	11.500 16T	12.200 8T	10.900 8	71.600 8
9T	697	Will Quinn	462134	SCFGA	13.600 5	12.400 4	11.000 14	11.300 20T	12.000 10	11.000 7T	71.300 9T
10T	692	Hunter Mamawal	462687	Gold Cup Gymnastics	13.100 9T	12.200 6	11.200 12	11.600 11T	12.500 4	10.700 10T	71.300 10T
11	684	Jonas Bar-on	388324	Broadway	13.900 2	9.700 19	11.400 8	12.100 6	12.700 3	10.500 12	70.300 11
12	687	Mikomi Yanagisawa	441849	Broadway	13.700 4	12.600 3	10.700 16	11.300 21T	11.900 11	8.000 20T	68.200 12
13T	680	Trevan Stevenson	474026	Air Time	12.900 12T	11.000 13	11.300 9T	11.700 10	11.000 15T	9.200 16	67.100 13T
14T	685	Erik Lilligren	441848	Broadway	12.200 18T	9.500 20	10.500 17	11.600 12T	12.100 9	11.200 5T	67.100 14T
15	693	Cayden Mannos	420122	Gold Cup Gymnastics	12.600 17	10.500 15T	11.300 10T	11.400 17T	11.500 14	9.500 15	66.800 15
16	690	Ryker Buron	427443	Gold Cup Gymnastics	12.800 16T	9.000 22	10.400 18T	12.400 2	11.000 16T	10.600 11	66.200 16
17T	688	Tomohiro Kawada	471170	CGC	12.900 14*	10.900 14	11.100 13	11.600 13T	10.800 17	8.300 19	65.600 17T
18T	691	Marshall Edwards	386231	Gold Cup Gymnastics	12.900 13*	10.500 16T	11.300 11T	11.400 18T	10.500 19	9.000 17	65.600 18T
19	689	James Baker	474713	Extreme Gymnastics	11.400 20T	11.200 12	10.300 20	11.900 7T	11.800 12	8.800 18	65.400 19
20	677	Colin Gwilliam	441068	Air Time	12.200 19T	9.800 17T	10.400 19T	11.400 19T	10.100 22	10.000 14	63.900 20
21	676	Samson Fullmer	478372	Air Time	11.400 21T	9.800 18T	10.200 21T	11.900 8T	10.700 18	8.000 21T	62.000 21
22	679	Simon Smith	482043	Air Time	0.000 22	9.400 21	10.200 22T	0.000 22	10.400 20	8.000 22T	38.000 22